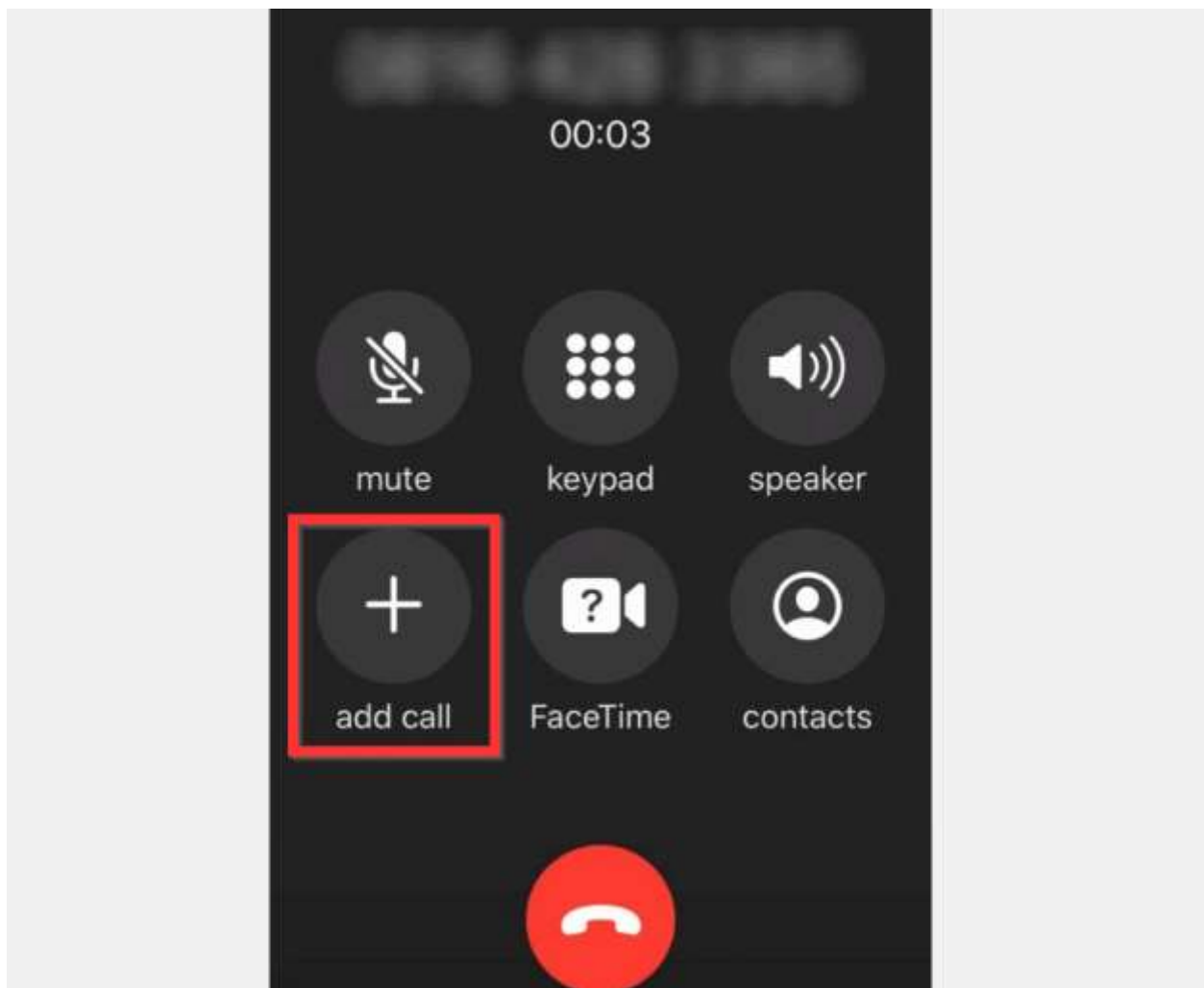


How to Make a Multi-Party Call on iPhone

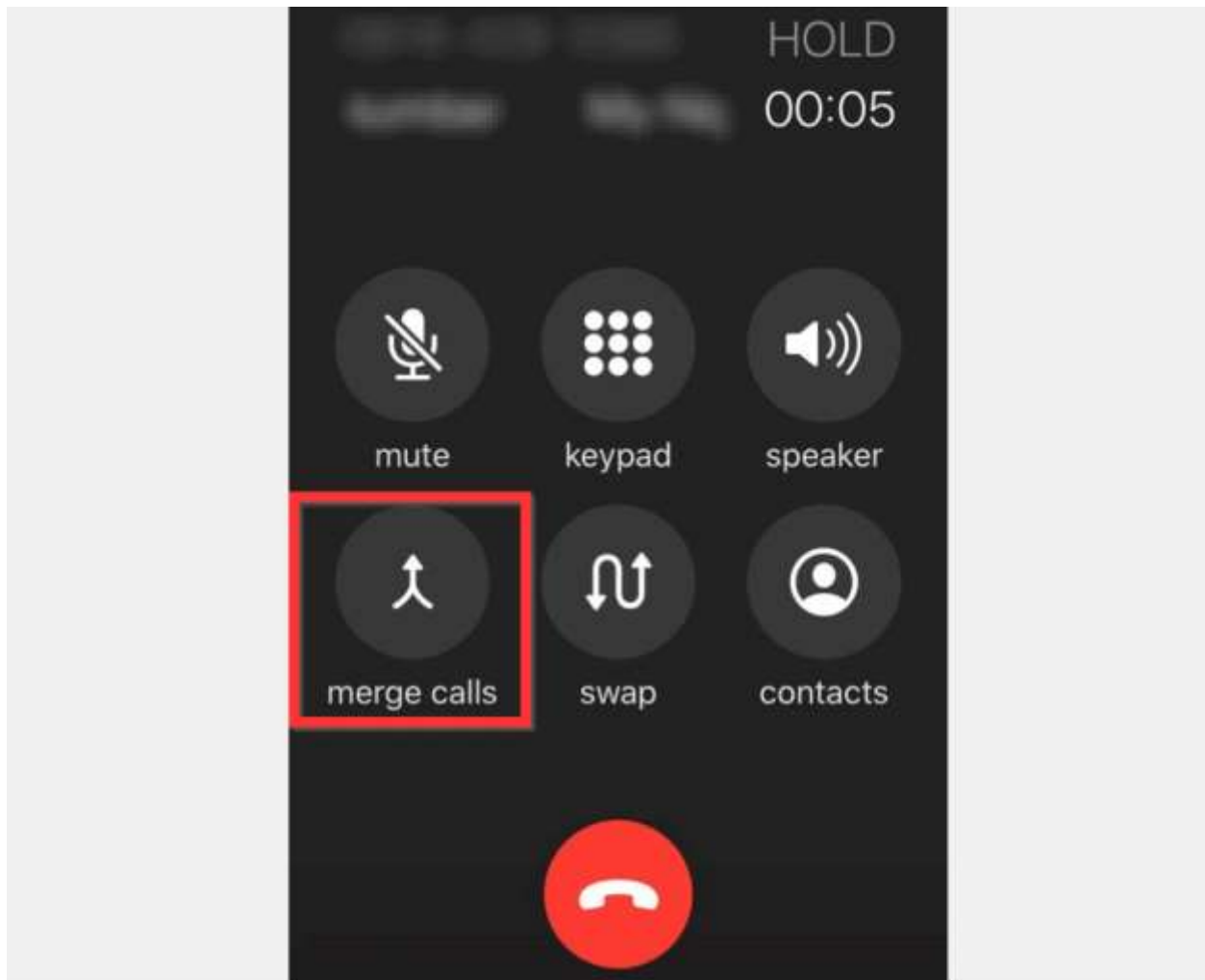
NOTE: The phone screen images included here may not be exactly the same on your phone, but should be close.

1. Open the phone dialer app on your iPhone and call the first person. This first call is like a normal call.
2. After the person picks up, ask them to wait while you connect others to the call.
3. To add another person, on the bottom left of your phone, tap the **add call** button (+ sign), as shown below. The previous person(s) will be automatically put on hold while you connect the next person.
4. Your phone will open your contacts.



5. Call the next person, either with the phone's keypad, from recent calls, or from your contacts.

6. Wait for the second participant to answer, and ask them to wait while you merge the calls.
7. On the bottom left of your iPhone, tap the *merge calls* button, as shown below. This will merge all the calls you have made so far, and all persons should be able to participate in the call.

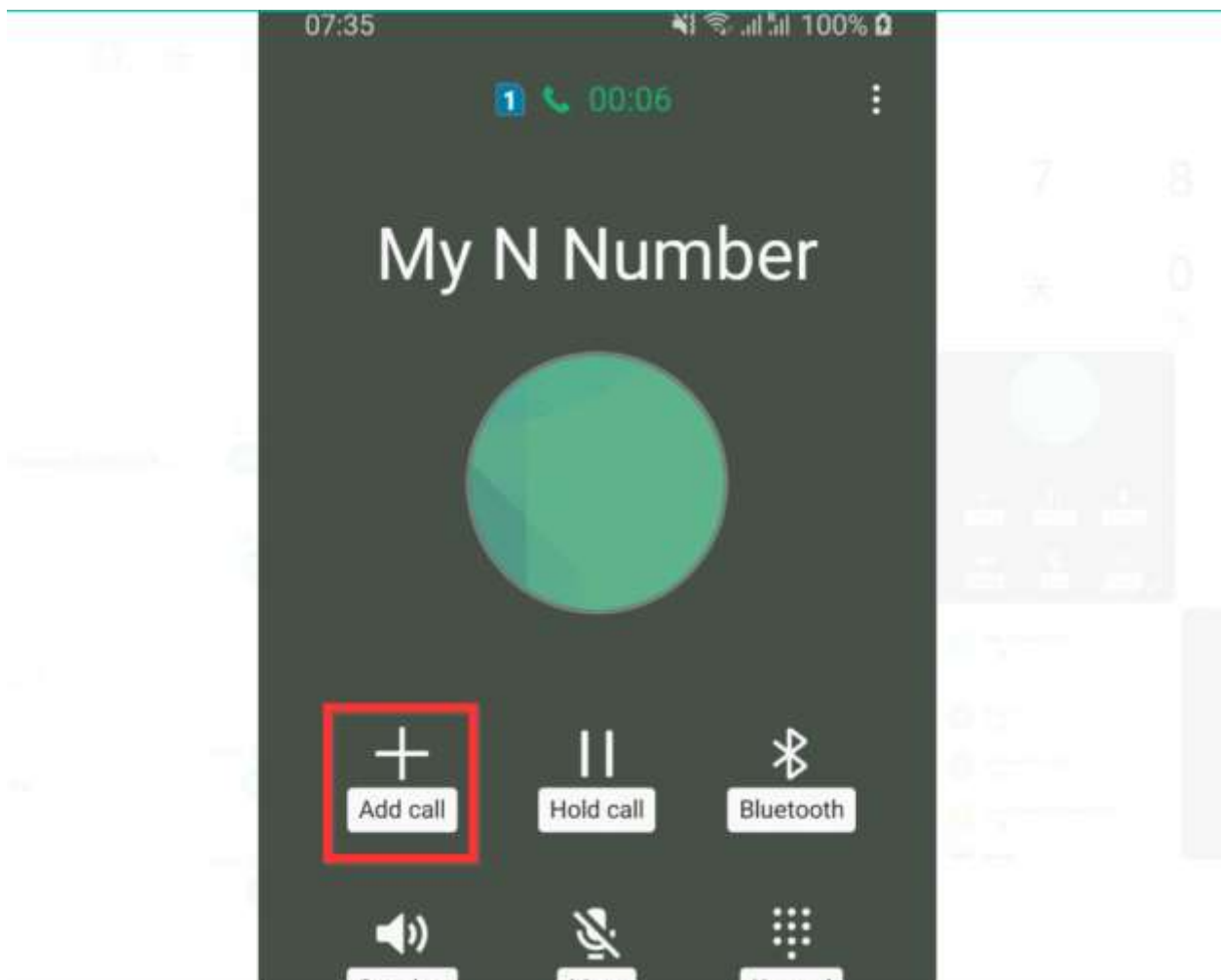


8. If you now have all the persons on the call that you need, you are done, and can now proceed with your meeting.
9. If you wish to add more persons to the call, repeat steps 3 to 7 as many times as you need to get everyone on the call.

How to Make a Multi-Party Call on Android

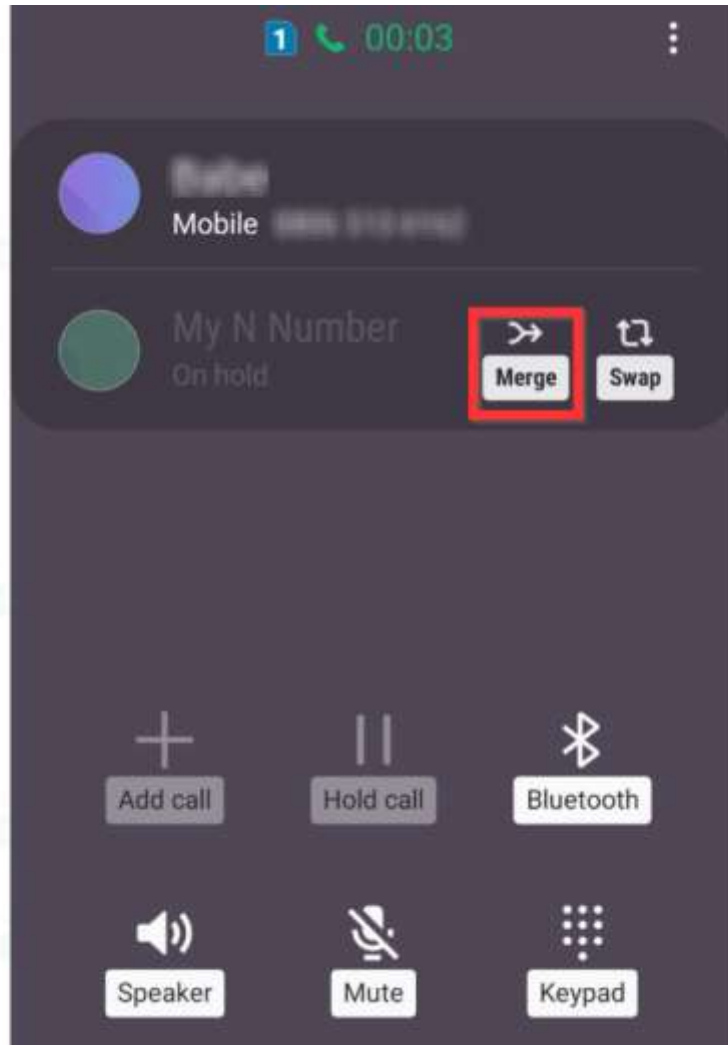
NOTE: The phone screen images included here may not be exactly the same on your phone, but should be close.

1. Open the phone dialer app on your phone and call the first person. This first call is like a normal call.
2. After the person picks up, ask them to wait while you connect others to the call.
3. To add another person, on the bottom left of your phone, tap the **add call** button (+ sign), as shown below. The previous person(s) will be automatically put on hold while you connect the next person.



4. Call the next person, either with the phone's keypad, from recent calls, or from your contacts.

5. Wait for the second participant to answer, and ask them to wait while you merge the calls.
6. On your phone, tap the *merge* button, as shown below. This will merge all the calls you have made so far, and all persons should be able to participate in the call.



7. If you now have all the persons on the call that you need, you are done, and can now proceed with your meeting.
8. If you wish to add more persons to the call, repeat steps 3 to 6 as many times as you need to get everyone on the call.